

ENGINEERING DEPARTMENT

DATE

5/6/60

P.M. FOR : Air Pump

LOCATION Building A1

				DESCRIPTION	RESULT			
W	W	W	W	Check pipe water leaking	(✓)	OK	()	ABNORMAL
W	W	W	W	Motor Air pump	(✓)	OK	()	ABNORMAL
W	W	W	W	Check filter	(✓)	Clean	()	ABNORMAL
W	W	W	W	Check solinoid valve	(✓)	OK	()	ABNORMAL
W	W	W	W	Check oil	(✓)	OK	()	ABNORMAL
W	W	W	W	Check Control panel	(✓)	OK	()	ABNORMAL
W	W	W	W	Check timer control	(✓)	OK	()	ABNORMAL
W	W	W	W	Check body pump	(✓)	OK	()	ABNORMAL
W	W	W	W	Check AMP p1-p2-p3	L1 3.49	L2 4.30	L3 3.81	

COMMENT :

กรองน้ำ Filter , ปิดกักอากาศ Pump

DONE BY



HEADDEPARTMENT

ช่าง สาลิต แซ่ตั้ง
SUPERVISOR

ENGINEERING DEPARTMENT

DATE

5/7/22

P.M. FOR : Air Pump

LOCATION Building A1

				DESCRIPTION	RESULT			
W	W	W	W	Check pipe water leaking	(✓)	OK	()	ABNORMAL
W	W	W	W	Motor Air pump	(✓)	OK	()	ABNORMAL
W	W	W	W	Check filter	(✓)	Clean	()	ABNORMAL
W	W	W	W	Check solinoid valve	(✓)	OK	()	ABNORMAL
W	W	W	W	Check oil	(✓)	OK	()	ABNORMAL
W	W	W	W	Check Control panel	(✓)	OK	()	ABNORMAL
W	W	W	W	Check timer control	(✓)	OK	()	ABNORMAL
W	W	W	W	Check body pump	(✓)	OK	()	ABNORMAL
W	W	W	W	Check AMP p1-p2-p3	L1	3.41	L2 4.29	L3 3.79

COMMENT :

ถอดล้าง Filter, ทำการดูแลระบบ Pump

DONE BY



HEADDEPARTMENT



SUPERVISOR

ENGINEERING DEPARTMENT

DATE 5/8/22

P.M. FOR : Air Pump

LOCATION Building A1

				DESCRIPTION	RESULT			
W	W	W	W	Check pipe water leaking	(✓)	OK	()	ABNORMAL
W	W	W	W	Motor Air pump	(✓)	OK	()	ABNORMAL
W	W	W	W	Check filter	(✓)	Clean	()	ABNORMAL
W	W	W	W	Check solinoid valve	(✓)	OK	()	ABNORMAL
W	W	W	W	Check oil	(✓)	OK	()	ABNORMAL
W	W	W	W	Check Control panel	(✓)	OK	()	ABNORMAL
W	W	W	W	Check timer control	(✓)	OK	()	ABNORMAL
W	W	W	W	Check body pump	(✓)	OK	()	ABNORMAL
W	W	W	W	Check AMP p1-p2-p3	L1 3.47	L2 4.29	L3 3.69	

COMMENT :

วาล์ว Filter, ที่กดจนพร-ออก Pump

DONE BY



HEADDEPARTMENT



SUPERVISOR

ENGINEERING DEPARTMENT

DATE

5/9/22

P.M. FOR : Air Pump

LOCATION Building A1

				DESCRIPTION	RESULT			
W	W	W	W	Check pipe water leaking	(<input checked="" type="checkbox"/>)	OK	()	ABNORMAL
W	W	W	W	Motor Air pump	(<input checked="" type="checkbox"/>)	OK	()	ABNORMAL
W	W	W	W	Check filter	(<input checked="" type="checkbox"/>)	Clean	()	ABNORMAL
W	W	W	W	Check solinoid valve	(<input checked="" type="checkbox"/>)	OK	()	ABNORMAL
W	W	W	W	Check oil	(<input checked="" type="checkbox"/>)	OK	()	ABNORMAL
W	W	W	W	Check Control panel	(<input checked="" type="checkbox"/>)	OK	()	ABNORMAL
W	W	W	W	Check timer control	(<input checked="" type="checkbox"/>)	OK	()	ABNORMAL
W	W	W	W	Check body pump	(<input checked="" type="checkbox"/>)	OK	()	ABNORMAL
W	W	W	W	Check AMP p1-p2-p3	L1	3.63	L2 4.26	L3 3.77

COMMENT :

ถอดลิ้น filter, ไล่ฟองอากาศออก Pump

DONE BY



HEADDEPARTMENT



SUPERVISOR

ENGINEERING DEPARTMENT

DATE 5/10/22

P.M. FOR : Air Pump

LOCATION Building A1

				DESCRIPTION	RESULT			
W	W	W	W	Check pipe water leaking	(✓)	OK	()	ABNORMAL
W	W	W	W	Motor Air pump	(✓)	OK	()	ABNORMAL
W	W	W	W	Check filter	(✓)	Clean	()	ABNORMAL
W	W	W	W	Check solinoid valve	(✓)	OK	()	ABNORMAL
W	W	W	W	Check oil	(✓)	OK	()	ABNORMAL
W	W	W	W	Check Control panel	(✓)	OK	()	ABNORMAL
W	W	W	W	Check timer control	(✓)	OK	()	ABNORMAL
W	W	W	W	Check body pump	(✓)	OK	()	ABNORMAL
W	W	W	W	Check AMP p1-p2-p3	L1 3.74	L2 4.31	L3 3.82	

COMMENT :

ถอดลิ้น Filter , ปิดกักดอปลิ-๑๐ Pump

DONE BY



HEADDEPARTMENT



SUPERVISOR

ENGINEERING DEPARTMENT

DATE

5/11/08

P.M. FOR : Air Pump

LOCATION Building A1

				DESCRIPTION	RESULT			
W	W	W	W	Check pipe water leaking	(<input checked="" type="checkbox"/>)	OK	()	ABNORMAL
W	W	W	W	Motor Air pump	(<input checked="" type="checkbox"/>)	OK	()	ABNORMAL
W	W	W	W	Check filter	(<input checked="" type="checkbox"/>)	Clean	()	ABNORMAL
W	W	W	W	Check solinoid valve	(<input checked="" type="checkbox"/>)	OK	()	ABNORMAL
W	W	W	W	Check oil	(<input checked="" type="checkbox"/>)	OK	()	ABNORMAL
W	W	W	W	Check Control panel	(<input checked="" type="checkbox"/>)	OK	()	ABNORMAL
W	W	W	W	Check timer control	(<input checked="" type="checkbox"/>)	OK	()	ABNORMAL
W	W	W	W	Check body pump	(<input checked="" type="checkbox"/>)	OK	()	ABNORMAL
W	W	W	W	Check AMP p1-p2-p3	L1 <u>3.71</u>	L2 <u>4.26</u>	L3 <u>3.81</u>	

COMMENT :

ถอดลิ้น Filter, ปิดท่อดูดฟอสเฟต Pump

DONE BY



HEADDEPARTMENT



SUPERVISOR

ENGINEERING DEPARTMENT

DATE

5/12/20

P.M. FOR : Air Pump

LOCATION Building A1

				DESCRIPTION	RESULT			
W	W	W	W	Check pipe water leaking	(✓)	OK	()	ABNORMAL
W	W	W	W	Motor Air pump	(✓)	OK	()	ABNORMAL
W	W	W	W	Check filter	(✓)	Clean	()	ABNORMAL
W	W	W	W	Check solinoid valve	(✓)	OK	()	ABNORMAL
W	W	W	W	Check oil	(✓)	OK	()	ABNORMAL
W	W	W	W	Check Control panel	(✓)	OK	()	ABNORMAL
W	W	W	W	Check timer control	(✓)	OK	()	ABNORMAL
W	W	W	W	Check body pump	(✓)	OK	()	ABNORMAL
W	W	W	W	Check AMP p1-p2-p3	L1 <u>3.51</u>	L2 <u>4.33</u>	L3 <u>3.83</u>	

COMMENT :

ถอดล้าง filter, ปิดกักดาวน์ ล้าง Pump

DONE BY

HEADDEPARTMENTสมชาย สวัสดิ์ 11/5/20
SUPERVISOR

ENGINEERING DEPARTMENT

DATE

5/6/22

P.M. FOR : Air Pump

LOCATION Building C

				DESCRIPTION	RESULT			
W	W	W	W	Check pipe water leaking	(✓)	OK	()	ABNORMAL
W	W	W	W	Motor Air pump	(✓)	OK	()	ABNORMAL
W	W	W	W	Check filter	(✓)	Clean	()	ABNORMAL
W	W	W	W	Check solinoid valve	(✓)	OK	()	ABNORMAL
W	W	W	W	Check oil	(✓)	OK	()	ABNORMAL
W	W	W	W	Check Control panel	(✓)	OK	()	ABNORMAL
W	W	W	W	Check timer control	(✓)	OK	()	ABNORMAL
W	W	W	W	Check body pump	(✓)	OK	()	ABNORMAL
W	W	W	W	Check AMP p1-p2-p3	L1 3.60	L2 4.29	L3 3.82	

COMMENT :

ถอดลิ้น Filter, ตรวจสอบระบบ Pump

DONE BY



HEADDEPARTMENT

นาย ศาสิต ๒๒๕๕๖
SUPERVISOR

ENGINEERING DEPARTMENT

DATE

5/7/22

P.M. FOR : Air Pump

LOCATION Building C

				DESCRIPTION	RESULT			
W	W	W	W	Check pipe water leaking	(✓)	OK	()	ABNORMAL
W	W	W	W	Motor Air pump	(✓)	OK	()	ABNORMAL
W	W	W	W	Check filter	(✓)	Clean	()	ABNORMAL
W	W	W	W	Check solinoid valve	(✓)	OK	()	ABNORMAL
W	W	W	W	Check oil	(✓)	OK	()	ABNORMAL
W	W	W	W	Check Control panel	(✓)	OK	()	ABNORMAL
W	W	W	W	Check timer control	(✓)	OK	()	ABNORMAL
W	W	W	W	Check body pump	(✓)	OK	()	ABNORMAL
W	W	W	W	Check AMP p1-p2-p3	L1 3.58	L2 4.30	L3 3.80	

COMMENT :

ถอดไส้ filter , ทำน้ำคอนส-ตา Pump

DONE BY



HEADDEPARTMENT

นาย ศิริคม แก้วตั้ง
SUPERVISOR

ENGINEERING DEPARTMENT

DATE

5/8/22

P.M. FOR : Air Pump

LOCATION Building C

				DESCRIPTION	RESULT			
W	W	W	W	Check pipe water leaking	(✓)	OK	()	ABNORMAL
W	W	W	W	Motor Air pump	(✓)	OK	()	ABNORMAL
W	W	W	W	Check filter	(✓)	Clean	()	ABNORMAL
W	W	W	W	Check solinoid valve	(✓)	OK	()	ABNORMAL
W	W	W	W	Check oil	(✓)	OK	()	ABNORMAL
W	W	W	W	Check Control panel	(✓)	OK	()	ABNORMAL
W	W	W	W	Check timer control	(✓)	OK	()	ABNORMAL
W	W	W	W	Check body pump	(✓)	OK	()	ABNORMAL
W	W	W	W	Check AMP p1-p2-p3	L1 3.61	L2 4.30	L3 3.90	

COMMENT :

ขอซื้อ Filter , ใบกำกับราคา Pump

DONE BY



HEADDEPARTMENT

นาย ศาสิต แก้วคำ
SUPERVISOR

ENGINEERING DEPARTMENT

DATE

5/9/22

P.M. FOR : Air Pump

LOCATION Building C

				DESCRIPTION	RESULT			
W	W	W	W	Check pipe water leaking	(✓)	OK	()	ABNORMAL
W	W	W	W	Motor Air pump	(✓)	OK	()	ABNORMAL
W	W	W	W	Check filter	(✓)	Clean	()	ABNORMAL
W	W	W	W	Check solinoid valve	(✓)	OK	()	ABNORMAL
W	W	W	W	Check oil	(✓)	OK	()	ABNORMAL
W	W	W	W	Check Control panel	(✓)	OK	()	ABNORMAL
W	W	W	W	Check timer control	(✓)	OK	()	ABNORMAL
W	W	W	W	Check body pump	(✓)	OK	()	ABNORMAL
W	W	W	W	Check AMP p1-p2-p3	L1	3.58	L2 4.30	L3 3.80

COMMENT :

ถอดล้าง filter, เติมน้ำมัน-ปั๊ม Pump

DONE BY



HEADDEPARTMENT

พาร ศำริม แซ่ม
SUPERVISOR

ENGINEERING DEPARTMENT

DATE

5/10/22

P.M. FOR : Air Pump

LOCATION Building C

				DESCRIPTION	RESULT			
W	W	W	W	Check pipe water leaking	(✓)	OK	()	ABNORMAL
W	W	W	W	Motor Air pump	(✓)	OK	()	ABNORMAL
W	W	W	W	Check filter	(✓)	Clean	()	ABNORMAL
W	W	W	W	Check solinoid valve	(✓)	OK	()	ABNORMAL
W	W	W	W	Check oil	(✓)	OK	()	ABNORMAL
W	W	W	W	Check Control panel	(✓)	OK	()	ABNORMAL
W	W	W	W	Check timer control	(✓)	OK	()	ABNORMAL
W	W	W	W	Check body pump	(✓)	OK	()	ABNORMAL
W	W	W	W	Check AMP p1-p2-p3	L1	3.60	L2 4.29	L3 3.82

COMMENT :

no air filter, start motor = air Pump

DONE BY



HEADDEPARTMENT

นาย ชรินทร์ แซ่ตั้ง
SUPERVISOR

ENGINEERING DEPARTMENT

DATE

5/11/22

P.M. FOR : Air Pump


LOCATION Building C

				DESCRIPTION	RESULT			
W	W	W	W	Check pipe water leaking	(✓)	OK	()	ABNORMAL
W	W	W	W	Motor Air pump	(✓)	OK	()	ABNORMAL
W	W	W	W	Check filter	(✓)	Clean	()	ABNORMAL
W	W	W	W	Check solinoid valve	(✓)	OK	()	ABNORMAL
W	W	W	W	Check oil	(✓)	OK	()	ABNORMAL
W	W	W	W	Check Control panel	(✓)	OK	()	ABNORMAL
W	W	W	W	Check timer control	(✓)	OK	()	ABNORMAL
W	W	W	W	Check body pump	(✓)	OK	()	ABNORMAL
W	W	W	W	Check AMP p1-p2-p3	L1 3.58	L2 4.30	L3 3.80	


COMMENT :

ถอดล้าง filter, ทำการทดสอบ Pump

DONE BY



HEADDEPARTMENT



SUPERVISOR

ENGINEERING DEPARTMENT

DATE

5/12/22

P.M. FOR : Air Pump

LOCATION Building C

				DESCRIPTION	RESULT			
W	W	W	W	Check pipe water leaking	(✓)	OK	()	ABNORMAL
W	W	W	W	Motor Air pump	(✓)	OK	()	ABNORMAL
W	W	W	W	Check filter	(✓)	Clean	()	ABNORMAL
W	W	W	W	Check solinoid valve	(✓)	OK	()	ABNORMAL
W	W	W	W	Check oil	(✓)	OK	()	ABNORMAL
W	W	W	W	Check Control panel	(✓)	OK	()	ABNORMAL
W	W	W	W	Check timer control	(✓)	OK	()	ABNORMAL
W	W	W	W	Check body pump	(✓)	OK	()	ABNORMAL
W	W	W	W	Check AMP p1-p2-p3	L1 3.60	L2 4.30	L3 4.8A	

COMMENT :

ถอดตัว Filter , เช็คการทำงานของ Pump

DONE BY

HEADDEPARTMENT

นาย ศาสิต ๒๕๕๓
SUPERVISOR

ENGINEERING DEPARTMENT

DATE

๕/๖/๕๕

P.M. FOR : Air Pump

LOCATION Building D2

				DESCRIPTION	RESULT			
W	W	W	W	Check pipe water leaking	(✓)	OK	()	ABNORMAL
W	W	W	W	Motor Air pump	(✓)	OK	()	ABNORMAL
W	W	W	W	Check filter	(✓)	Clean	()	ABNORMAL
W	W	W	W	Check solinoid valve	(✓)	OK	()	ABNORMAL
W	W	W	W	Check oil	(✓)	OK	()	ABNORMAL
W	W	W	W	Check Control panel	(✓)	OK	()	ABNORMAL
W	W	W	W	Check timer control	(✓)	OK	()	ABNORMAL
W	W	W	W	Check body pump	(✓)	OK	()	ABNORMAL
W	W	W	W	Check AMP p1-p2-p3	L1	3.62	L2 4.31	L3 3.82

COMMENT :

ถอดล้าง Filter, ปิดกั้นลมเข้า-ออก Pump

DONE BY



HEADDEPARTMENT



SUPERVISOR

ENGINEERING DEPARTMENT

DATE

~~5/1/60~~ 5/1/60

P.M. FOR : Air Pump

LOCATION Building D2

				DESCRIPTION	RESULT			
W	W	W	W	Check pipe water leaking	(✓)	OK	()	ABNORMAL
W	W	W	W	Motor Air pump	(✓)	OK	()	ABNORMAL
W	W	W	W	Check filter	(✓)	Clean	()	ABNORMAL
W	W	W	W	Check solinoid valve	(✓)	OK	()	ABNORMAL
W	W	W	W	Check oil	(✓)	OK	()	ABNORMAL
W	W	W	W	Check Control panel	(✓)	OK	()	ABNORMAL
W	W	W	W	Check timer control	(✓)	OK	()	ABNORMAL
W	W	W	W	Check body pump	(✓)	OK	()	ABNORMAL
W	W	W	W	Check AMP p1-p2-p3	L1 3.61	L2 4.31	L3 3.80	

COMMENT :

ถอดล้าง filter, เช็คการทำงานของ Pump

DONE BY



HEADDEPARTMENT



SUPERVISOR

ENGINEERING DEPARTMENT

DATE

5/8/22

P.M. FOR : Air Pump

LOCATION Building D2

				DESCRIPTION	RESULT			
W	W	W	W	Check pipe water leaking	(✓)	OK	()	ABNORMAL
W	W	W	W	Motor Air pump	(✓)	OK	()	ABNORMAL
W	W	W	W	Check filter	(✓)	Clean	()	ABNORMAL
W	W	W	W	Check solinoid valve	(✓)	OK	()	ABNORMAL
W	W	W	W	Check oil	(✓)	OK	()	ABNORMAL
W	W	W	W	Check Control panel	(✓)	OK	()	ABNORMAL
W	W	W	W	Check timer control	(✓)	OK	()	ABNORMAL
W	W	W	W	Check body pump	(✓)	OK	()	ABNORMAL
W	W	W	W	Check AMP p1-p2-p3	L1	3.60	L2 4.32	L3 3.83

COMMENT :

ถอด Filter , ปิดท่อกวนลม-ลม Pump

DONE BY



HEADDEPARTMENT



SUPERVISOR

ENGINEERING DEPARTMENT

DATE

5/9/22

P.M. FOR : Air Pump

LOCATION Building D2

				DESCRIPTION	RESULT			
W	W	W	W	Check pipe water leaking	(✓)	OK	()	ABNORMAL
W	W	W	W	Motor Air pump	(✓)	OK	()	ABNORMAL
W	W	W	W	Check filter	(✓)	Clean	()	ABNORMAL
W	W	W	W	Check solinoid valve	(✓)	OK	()	ABNORMAL
W	W	W	W	Check oil	(✓)	OK	()	ABNORMAL
W	W	W	W	Check Control panel	(✓)	OK	()	ABNORMAL
W	W	W	W	Check timer control	(✓)	OK	()	ABNORMAL
W	W	W	W	Check body pump	(✓)	OK	()	ABNORMAL
W	W	W	W	Check AMP p1-p2-p3	L1	3.66	L2 4.19	L3 3.73

COMMENT :

ถอดล้าง Filter, ตรวจสอบลมเข้า Pump

DONE BY



HEADDEPARTMENT



SUPERVISOR

ENGINEERING DEPARTMENT

DATE

5/10/20

P.M. FOR : Air Pump

LOCATION Building D2

				DESCRIPTION	RESULT			
W	W	W	W	Check pipe water leaking	(✓)	OK	()	ABNORMAL
W	W	W	W	Motor Air pump	(✓)	OK	()	ABNORMAL
W	W	W	W	Check filter	(✓)	Clean	()	ABNORMAL
W	W	W	W	Check solinoid valve	(✓)	OK	()	ABNORMAL
W	W	W	W	Check oil	(✓)	OK	()	ABNORMAL
W	W	W	W	Check Control panel	(✓)	OK	()	ABNORMAL
W	W	W	W	Check timer control	(✓)	OK	()	ABNORMAL
W	W	W	W	Check body pump	(✓)	OK	()	ABNORMAL
W	W	W	W	Check AMP p1-p2-p3	L1	3.61	L2 4.10	L3 3.84

COMMENT :

ถอดล้าง Filter , ปิดทำคอมเพรสเซอร์ Pump

DONE BY



HEADDEPARTMENT



SUPERVISOR

ENGINEERING DEPARTMENT

DATE

5/11/20

P.M. FOR : Air Pump

LOCATION Building D2

				DESCRIPTION	RESULT			
W	W	W	W	Check pipe water leaking	(✓)	OK	()	ABNORMAL
W	W	W	W	Motor Air pump	(✓)	OK	()	ABNORMAL
W	W	W	W	Check filter	(✓)	Clean	()	ABNORMAL
W	W	W	W	Check solinoid valve	(✓)	OK	()	ABNORMAL
W	W	W	W	Check oil	(✓)	OK	()	ABNORMAL
W	W	W	W	Check Control panel	(✓)	OK	()	ABNORMAL
W	W	W	W	Check timer control	(✓)	OK	()	ABNORMAL
W	W	W	W	Check body pump	(✓)	OK	()	ABNORMAL
W	W	W	W	Check AMP p1-p2-p3	L1 3.63	L2 4.19	L3 3.63	

COMMENT :

กรองน้ำ filter , ปิดกั้นตามระบบ Pump

DONE BY



HEADDEPARTMENT



SUPERVISOR

ENGINEERING DEPARTMENT

DATE

5/12/22

P.M. FOR : Air Pump

LOCATION Building D2

				DESCRIPTION	RESULT		
W	W	W	W	Check pipe water leaking	(✓)	OK	() ABNORMAL
W	W	W	W	Motor Air pump	(✓)	OK	() ABNORMAL
W	W	W	W	Check filter	(✓)	Clean	() ABNORMAL
W	W	W	W	Check solinoid valve	(✓)	OK	() ABNORMAL
W	W	W	W	Check oil	(✓)	OK	() ABNORMAL
W	W	W	W	Check Control panel	(✓)	OK	() ABNORMAL
W	W	W	W	Check timer control	(✓)	OK	() ABNORMAL
W	W	W	W	Check body pump	(✓)	OK	() ABNORMAL
W	W	W	W	Check AMP p1-p2-p3	L1	3.46	L2 4.19 L3 3.73

COMMENT :

ถอดล้าง Filter, ไล่ลมจากสายลม Pump

DONE BY



HEADDEPARTMENT



SUPERVISOR

Aram Checking Building D1,D2

DATE: 29 September 2022

No.	Room no.	Statust	Remark	Name checked
1	4201	normal	non-rent	
2	4202	normal	non-rent	
3	4203	normal		
4	4204	normal		
5	4205	normal		
6	4206	normal		
7	4207	normal		
8	4301	normal	non-rent	
9	4303	normal		
10	4304	normal		
11	4305		no power supply	
12	4306	normal		
13	4307	normal	non-rent	
14	4402	normal		
15	4403	normal		
16	4404	normal		
17	4405	normal		
18	4501	normal	non-rent smoke broken	
19	4503	normal	non-rent	
20	4505	normal	non-rent	
21	4601		not connected to the system	
22	4602	normal		
23	4603	normal		
24	4701	normal		
25	5101	normal		
26	5102	normal		
27	5103		non-rent did not enter	
28	5104		non-rent did not enter	
29	5106	normal		
30	5107	normal		
31	5108	normal	non-rent	
32	5210	normal		
33	5211	normal	non-rent	
34	5212	normal		
35	5214	normal		
36	5215	normal		
37	5309	normal	non-rent	
38	5312	normal		
39	5314	normal	non-rent	
40	5515	normal		
41	5616	normal	non-rent	
Total			39 Room	

Head Department

Date 29/9/2022

Alram Checking Building C 3

DATE: 28 September 2022

No.	Room no.	Statust	Remark	Name checked
1	3101	normal	non-rent	
2	3102	normal		
3	3103	normal		
4	3104	normal		
5	3105	normal	non-rent	
6	3106	normal	non-rent	
7	3107	normal		
8	3108	normal		
9	3109	normal		
10	3310	normal		
11	3201	normal		
12	3203	normal	non-rent	
13	3204	normal	non-rent	
14	3206	normal		
15	2308	normal		
16	3209	normal	non-rent	
17	3210	normal	non-rent	
18	3211	normal		
19	3301	normal		
20	3302	normal		
21	3303	normal		
22	3304	normal		
23	3305	normal		
24	3306	normal		
25	3307	normal		
26	3308	normal		
27	3309	normal		
28	3310	normal		
29	3311	normal		
30	3401	normal		
31	3403	normal	non-rent	
32	3406	normal		
33	3409	normal		
34	3501	normal		
35	3505	normal		
36	3506	normal	non-rent	
37	3509	normal		
38	3602	normal	non-rent	
39	3605	normal	non-rent	
40	3608	normal	non-rent	
41	3706	normal	non-rent	
42	3708	normal	non-rent	
43	3709	normal	non-rent	
44	3711	normal	non-rent	
Total			44 Room	

Head Department

Date 28/9/2022

Alram Checking Building B 2

DATE: 27 September 2022

No.	Room no.	Statust	Remark	Name checked
1	2103	normal		
2	2105	normal		
3	2106	normal		
4	2107		did not enter	
5	2108	normal	non-rent	
7	2109	normal		
8	2110	normal	non-rent	
9	2111		did not enter	
10	2201	normal		
11	2202	normal	non-rent	
12	2205	normal	non-rent	
13	2206	normal	non-rent	
14	2210	normal		
15	2301	normal		
16	2303	normal		
17	2304	normal		
18	2306	normal		
19	2308	normal		
20	2309	normal		
21	2310	normal		
22	2402		non-rent did not enter	
23	2404		non-rent did not enter	
24	2406		non-rent did not enter	
25	2407		non-rent did not enter	
26	2408	normal		
27	2410	normal	non-rent	
28	2411		non-rent did not enter	
29	2501	normal	non-rent	
30	2504	normal	non-rent	
31	2506	normal	non-rent	
32	2507	normal	non-rent	
33	2510	normal	non-rent	
34	2601	normal		
35	2603		non-rent did not enter	
36	2604	normal		
37	2605	normal		
38	2606		non-rent did not enter	
39	2607	normal		
40	2608	normal		
41	2609	normal		
42	2610	normal		
43	2702	normal		
44	2703	normal		
45	2704	normal	non-rent	
46	2705		non-rent did not enter	
47	2706		non-rent did not enter	
48	2708	normal		
49	2709	normal		
Total			37 Room	

Head Department

Date 27/9/2022

Aram Checking Building A1 1

DATE: 26 September 2022

No.	Room no.	Statust	Remark	Name checked
1	1101	normal	Accounting	
2	1102	normal		
3	1103	normal		
4	1104	normal		
5	1105	normal		
6	1201	normal		
7	1202		non-rent did not enter	
8	1203	normal	non-rent	
9	1204	normal		
10	1205	normal		
11	1206	normal	non-rent	
12	1207	normal	non-rent	
13	1208	normal		
14	1209	normal		
15	1301	normal		
16	1302	normal		
17	1303	normal		
18	1304	normal		
19	1305	normal	non-rent	
20	1306	normal		
21	1307		no power supply	
22	1403	normal		
23	1404	normal	non-rent	
24	1405	normal	non-rent	
25	1406	normal		
26	1407	normal		
27	1408		non-rent did not enter	
28	1409	normal	non-rent	
29	1501	normal		
30	1502	normal	non-rent	
31	1503	normal	non-rent	
32	1504	normal		
33	1505	normal	non-rent	
34	1506	normal		
35	1507	normal		
Total		33 Room		

Head Department

Date 26/9/2022

Alram Checking Building A2

DATE: 30 September 2022

No.	Room no.	Statust	Remark	Name checked
1	6106	normal		
2	6107	normal		
3	6210	normal		
4	6211	normal		
5	6213	normal		
6	6214	normal		
7	6215	normal		
8	6216	normal	non-rent	
9	6311	normal		
10	6312	normal		
11	6314	normal	non-rent	
12	6316	normal		
13	6317	normal		
14	6410	normal		
15	6412	normal		
16	6510	normal	non-rent	
17	6511	normal		
Total		17 Room		

Head Department

Date

30/9/2022

ENGINEERING DEPARTMENT

DATE

16/06/22

P.M. FOR : Booster pump

LOCATION Building A1

				DESCRIPTION	RESULT			
W	W	W	W	Check pipe water leaking	(<input checked="" type="checkbox"/>)	OK	()	ABNORMAL
W	W	W	W	Check Pressour switch	(<input checked="" type="checkbox"/>)	OK	()	ABNORMAL
W	W	W	W	Check buterfly valve	(<input checked="" type="checkbox"/>)	OK	()	ABNORMAL
W	W	W	W	Check safety water level	(<input checked="" type="checkbox"/>)	OK	()	ABNORMAL
W	W	W	W	Motor speed 1-2-3	(<input checked="" type="checkbox"/>)	OK	()	ABNORMAL
W	W	W	W	Check Control panel	(<input checked="" type="checkbox"/>)	OK	()	ABNORMAL
W	W	W	W	Gate valve	(<input checked="" type="checkbox"/>)	OK	()	ABNORMAL
W	W	W	W	Check body pump	(<input checked="" type="checkbox"/>)	OK	()	ABNORMAL
W	W	W	W	Check AMP p1-p2-p3	L1 <u>2.28</u>	L2 <u>2.25</u>	L3 <u>2.25</u>	

COMMENT :

DONE BY



HEADDEPARTMENT



SUPERVISOR

ENGINEERING DEPARTMENT

DATE

16/06/22

P.M. FOR : Booster pump

LOCATION Building B

				DESCRIPTION	RESULT		
W	W	W	W	Check pipe water leaking	()	OK	ABNORMAL
W	W	W	W	Check Pressour switch	()	OK	ABNORMAL
W	W	W	W	Check buterfly valve	()	OK	ABNORMAL
W	W	W	W	Check safety water level	()	OK	ABNORMAL
W	W	W	W	Motor speed 1-2-3	()	OK	ABNORMAL
W	W	W	W	Check Control panel	()	OK	ABNORMAL
W	W	W	W	Gate valve	()	OK	ABNORMAL
W	W	W	W	Check body pump	()	OK	ABNORMAL
W	W	W	W	Check AMP p1-p2-p3	L1	L2	L3

ปิดระบบ

COMMENT :

- ปิดระบบใช้ถังพร้อมกัน ๓ ถัง

DONE BY



HEADDEPARTMENT

นาย อดิศักดิ์ 11/5/2562

SUPERVISOR

ENGINEERING DEPARTMENT

DATE

16/06/22

P.M. FOR : Booster pump

LOCATION Building e

				DESCRIPTION	RESULT			
W	W	W	W	Check pipe water leaking	(<input checked="" type="checkbox"/>)	OK	()	ABNORMAL
W	W	W	W	Check Pressour switch	(<input checked="" type="checkbox"/>)	OK	()	ABNORMAL
W	W	W	W	Check buterfly valve	(<input checked="" type="checkbox"/>)	OK	()	ABNORMAL
W	W	W	W	Check safety water level	(<input checked="" type="checkbox"/>)	OK	()	ABNORMAL
W	W	W	W	Motor speed 1-2-3	(<input checked="" type="checkbox"/>)	OK	()	ABNORMAL
W	W	W	W	Check Control panel	(<input checked="" type="checkbox"/>)	OK	()	ABNORMAL
W	W	W	W	Gate valve	(<input checked="" type="checkbox"/>)	OK	()	ABNORMAL
W	W	W	W	Check body pump	(<input checked="" type="checkbox"/>)	OK	()	ABNORMAL
W	W	W	W	Check AMP p1-p2-p3	L1 <u>2.23</u>	L2 <u>2.21</u>	L3 <u>2.25</u>	

COMMENT :

DONE BY



HEADDEPARTMENT



SUPERVISOR

ENGINEERING DEPARTMENT

DATE

16/06/22

P.M. FOR : Booster pump

LOCATION Building D2

				DESCRIPTION	RESULT			
W	W	W	W	Check pipe water leaking	(/)	OK	()	ABNORMAL
W	W	W	W	Check Pressour switch	(/)	OK	()	ABNORMAL
W	W	W	W	Check buterfly valve	(/)	OK	()	ABNORMAL
W	W	W	W	Check safety water level	(/)	OK	()	ABNORMAL
W	W	W	W	Motor speed 1-2-3	(/)	OK	()	ABNORMAL
W	W	W	W	Check Control panel	(/)	OK	()	ABNORMAL
W	W	W	W	Gate valve	(/)	OK	()	ABNORMAL
W	W	W	W	Check body pump	(/)	OK	()	ABNORMAL
W	W	W	W	Check AMP p1-p2-p3	L1	2.20	L2 2.20	L3 2.22.

COMMENT :

DONE BY



HEADDEPARTMENT



SUPERVISOR

ENGINEERING DEPARTMENT

DATE

10/04/22

P.M. FOR : Booster pump

LOCATION Building A1

				DESCRIPTION	RESULT			
W	W	W	W	Check pipe water leaking	(/)	OK	()	ABNORMAL
W	W	W	W	Check Pressour switch	(/)	OK	()	ABNORMAL
W	W	W	W	Check buterfly valve	(/)	OK	()	ABNORMAL
W	W	W	W	Check safety water level	(/)	OK	()	ABNORMAL
W	W	W	W	Motor speed 1-2-3	(/)	OK	()	ABNORMAL
W	W	W	W	Check Control panel	(/)	OK	()	ABNORMAL
W	W	W	W	Gate valve	(/)	OK	()	ABNORMAL
W	W	W	W	Check body pump	(/)	OK	()	ABNORMAL
W	W	W	W	Check AMP p1-p2-p3	L1	<u>2.20</u>	L2 <u>2.20</u>	L3 <u>2.25</u>

COMMENT :

DONE BY



HEADDEPARTMENT



SUPERVISOR

ENGINEERING DEPARTMENT

DATE

10/04/22

P.M. FOR : Booster pump

LOCATION Building B


				DESCRIPTION	RESULT		
W	W	W	W	Check pipe water leaking	(/)	OK	() ABNORMAL
W	W	W	W	Check Pressour switch	(/)	OK	() ABNORMAL
W	W	W	W	Check buterfly valve	(/)	OK	() ABNORMAL
W	W	W	W	Check safety water level	()	OK	() ABNORMAL
W	W	W	W	Motor speed 1-2-3	()	OK	() ABNORMAL
W	W	W	W	Check Control panel	()	OK	() ABNORMAL
W	W	W	W	Gate valve	()	OK	() ABNORMAL
W	W	W	W	Check body pump	()	OK	() ABNORMAL
W	W	W	W	Check AMP p1-p2-p3	L1	L2	L3

2/6/2521

COMMENT :

- ทำการเช็คระบบใช้ไฟฟ้าร่วมกับวิศวกร

DONE BY



HEADDEPARTMENT



SUPERVISOR

ENGINEERING DEPARTMENT

DATE

10/04/22

P.M. FOR : Booster pump

LOCATION Building C

				DESCRIPTION	RESULT			
W	W	W	W	Check pipe water leaking	(<input checked="" type="checkbox"/>)	OK	()	ABNORMAL
W	W	W	W	Check Pressour switch	(<input checked="" type="checkbox"/>)	OK	()	ABNORMAL
W	W	W	W	Check buterfly valve	(<input checked="" type="checkbox"/>)	OK	()	ABNORMAL
W	W	W	W	Check safety water level	(<input checked="" type="checkbox"/>)	OK	()	ABNORMAL
W	W	W	W	Motor speed 1-2-3	(<input checked="" type="checkbox"/>)	OK	()	ABNORMAL
W	W	W	W	Check Control panel	(<input checked="" type="checkbox"/>)	OK	()	ABNORMAL
W	W	W	W	Gate valve	(<input checked="" type="checkbox"/>)	OK	()	ABNORMAL
W	W	W	W	Check body pump	(<input checked="" type="checkbox"/>)	OK	()	ABNORMAL
W	W	W	W	Check AMP p1-p2-p3	L1	<u>2.25</u>	L2 <u>2.31</u>	L3 <u>2.30</u>

COMMENT :

DONE BY



HEADDEPARTMENT



SUPERVISOR

ENGINEERING DEPARTMENT

DATE

10/04/22

P.M. FOR : Booster pump

LOCATION Building D2

				DESCRIPTION	RESULT			
W	W	W	W	Check pipe water leaking	(<input checked="" type="checkbox"/>)	OK	()	ABNORMAL
W	W	W	W	Check Pressour switch	(<input checked="" type="checkbox"/>)	OK	()	ABNORMAL
W	W	W	W	Check buterfly valve	(<input checked="" type="checkbox"/>)	OK	()	ABNORMAL
W	W	W	W	Check safety water level	(<input checked="" type="checkbox"/>)	OK	()	ABNORMAL
W	W	W	W	Motor speed 1-2-3	(<input checked="" type="checkbox"/>)	OK	()	ABNORMAL
W	W	W	W	Check Control panel	(<input checked="" type="checkbox"/>)	OK	()	ABNORMAL
W	W	W	W	Gate valve	(<input checked="" type="checkbox"/>)	OK	()	ABNORMAL
W	W	W	W	Check body pump	(<input checked="" type="checkbox"/>)	OK	()	ABNORMAL
W	W	W	W	Check AMP p1-p2-p3	L1	<u>2.21</u>	L2 <u>2.20</u>	L3 <u>1.98</u>

COMMENT :

- สดขะไฟ/ว มีหลอดไฟกระพริบ 1 หลอด ใต้บันได 2 บันได

DONE BY



HEADDEPARTMENT



SUPERVISOR

ENGINEERING DEPARTMENT

DATE 8/08/22

P.M. FOR : Booster pump

LOCATION Building A1

				DESCRIPTION	RESULT			
W	W	W	W	Check pipe water leaking	(<input checked="" type="checkbox"/>)	OK	()	ABNORMAL
W	W	W	W	Check Pressour switch	(<input checked="" type="checkbox"/>)	OK	()	ABNORMAL
W	W	W	W	Check buterfly valve	(<input checked="" type="checkbox"/>)	OK	()	ABNORMAL
W	W	W	W	Check safety water level	(<input checked="" type="checkbox"/>)	OK	()	ABNORMAL
W	W	W	W	Motor speed 1-2-3	(<input checked="" type="checkbox"/>)	OK	()	ABNORMAL
W	W	W	W	Check Control panel	()	OK	(<input checked="" type="checkbox"/>)	ABNORMAL
W	W	W	W	Gate valve	(<input checked="" type="checkbox"/>)	OK	()	ABNORMAL
W	W	W	W	Check body pump	(<input checked="" type="checkbox"/>)	OK	()	ABNORMAL
W	W	W	W	Check AMP p1-p2-p3	L1	<u>2.25</u>	L2 <u>2.20</u>	L3 <u>2.20</u>

COMMENT :

- ทั่วทั้งระบบไม่มีคราบน้ำมัน
- หม้อน้ำ 10 องศาเซลเซียส ไม่ร้อนเกินไป

DONE BY



HEADDEPARTMENT

นาย สดุดา นนทบุรี
SUPERVISOR

ENGINEERING DEPARTMENT

DATE

8/08/22

P.M. FOR : Booster pump

LOCATION Building B

				DESCRIPTION	RESULT			
W	W	W	W	Check pipe water leaking	()	OK	()	ABNORMAL
W	W	W	W	Check Pressour switch	()	OK	()	ABNORMAL
W	W	W	W	Check buterfly valve	()	OK	()	ABNORMAL
W	W	W	W	Check safety water level	()	OK	()	ABNORMAL
W	W	W	W	Motor speed 1-2-3	()	OK	()	ABNORMAL
W	W	W	W	Check Control panel	()	OK	()	ABNORMAL
W	W	W	W	Gate valve	()	OK	()	ABNORMAL
W	W	W	W	Check body pump	()	OK	()	ABNORMAL
W	W	W	W	Check AMP p1-p2-p3	L1	L2	L3	

มือขวา

COMMENT :

- ทำการมือขวาใช้ให้รวมกับตัว C

DONE BY



HEADDEPARTMENT



SUPERVISOR

ENGINEERING DEPARTMENT

DATE

8/08/22

P.M. FOR : Booster pump

LOCATION Building C

				DESCRIPTION	RESULT			
W	W	W	W	Check pipe water leaking	(<input checked="" type="checkbox"/>)	OK	()	ABNORMAL
W	W	W	W	Check Pressour switch	(<input checked="" type="checkbox"/>)	OK	()	ABNORMAL
W	W	W	W	Check buterfly valve	(<input checked="" type="checkbox"/>)	OK	()	ABNORMAL
W	W	W	W	Check safety water level	(<input checked="" type="checkbox"/>)	OK	()	ABNORMAL
W	W	W	W	Motor speed 1-2-3	(<input checked="" type="checkbox"/>)	OK	()	ABNORMAL
W	W	W	W	Check Control panel	(<input checked="" type="checkbox"/>)	OK	()	ABNORMAL
W	W	W	W	Gate valve	(<input checked="" type="checkbox"/>)	OK	()	ABNORMAL
W	W	W	W	Check body pump	(<input checked="" type="checkbox"/>)	OK	()	ABNORMAL
W	W	W	W	Check AMP p1-p2-p3	L1	2.20	L2 1.98	L3 2.25

COMMENT :

DONE BY



HEADDEPARTMENT

นาย สานิต ๑๑๒๒๖

SUPERVISOR

ENGINEERING DEPARTMENT

DATE

8/08/22

P.M. FOR : Booster pump

LOCATION Building D2

				DESCRIPTION	RESULT			
W	W	W	W	Check pipe water leaking	(✓)	OK	()	ABNORMAL
W	W	W	W	Check Pressour switch	(✓)	OK	()	ABNORMAL
W	W	W	W	Check buterfly valve	(✓)	OK	()	ABNORMAL
W	W	W	W	Check safety water level	(✓)	OK	()	ABNORMAL
W	W	W	W	Motor speed 1-2-3	(✓)	OK	()	ABNORMAL
W	W	W	W	Check Control panel	(✓)	OK	()	ABNORMAL
W	W	W	W	Gate valve	(✓)	OK	()	ABNORMAL
W	W	W	W	Check body pump	(✓)	OK	()	ABNORMAL
W	W	W	W	Check AMP p1-p2-p3	L1	2.20	L2 2.23	L3 2.25

COMMENT :

- สกนระไฟโรมีมวัก 3 ไม่น่า 1 ตก.

DONE BY



HEADDEPARTMENT

นาย สกน 11/8/22

SUPERVISOR

ENGINEERING DEPARTMENT

DATE

12/09/22

P.M. FOR : Booster pump

LOCATION Building A1

				DESCRIPTION	RESULT			
W	W	W	W	Check pipe water leaking	(/)	OK	()	ABNORMAL
W	W	W	W	Check Pressour switch	(/)	OK	()	ABNORMAL
W	W	W	W	Check buterfly valve	(/)	OK	()	ABNORMAL
W	W	W	W	Check safety water level	(/)	OK	()	ABNORMAL
W	W	W	W	Motor speed 1-2-3	(/)	OK	()	ABNORMAL
W	W	W	W	Check Control panel	()	OK	(/)	ABNORMAL
W	W	W	W	Gate valve	(/)	OK	()	ABNORMAL
W	W	W	W	Check body pump	(/)	OK	()	ABNORMAL
W	W	W	W	Check AMP p1-p2-p3	L1	2.20	L2 2.25	L3 2.25

COMMENT :

- 7 ตัวของสายวัด ไม่มีตัวที่ 2 และไม่ได้ (บิดขาน)
 - หน้าจอจอกรณค่าแรง ไม่ได้อ่าน

DONE BY



HEADDEPARTMENT



SUPERVISOR

ENGINEERING DEPARTMENT

DATE

12/09/22

P.M. FOR : Booster pump

LOCATION Building B

				DESCRIPTION	RESULT			
W	W	W	W	Check pipe water leaking	()	OK	()	ABNORMAL
W	W	W	W	Check Pressour switch	()	OK	()	ABNORMAL
W	W	W	W	Check buterfly valve	()	OK	()	ABNORMAL
W	W	W	W	Check safety water level	()	OK	()	ABNORMAL
W	W	W	W	Motor speed 1-2-3	()	OK	()	ABNORMAL
W	W	W	W	Check Control panel	()	OK	()	ABNORMAL
W	W	W	W	Gate valve	()	OK	()	ABNORMAL
W	W	W	W	Check body pump	()	OK	()	ABNORMAL
W	W	W	W	Check AMP p1-p2-p3	L1	L2	L3	

ผิดระบบ

COMMENT :

- ทำการปรับระบบให้พร้อมใช้งาน

DONE BY



HEADDEPARTMENT



SUPERVISOR

ENGINEERING DEPARTMENT

DATE

12/10/22

P.M. FOR : Booster pump

LOCATION Building e

				DESCRIPTION	RESULT			
W	W	W	W	Check pipe water leaking	(/)	OK	()	ABNORMAL
W	W	W	W	Check Pressour switch	(/)	OK	()	ABNORMAL
W	W	W	W	Check buterfly valve	(/)	OK	()	ABNORMAL
W	W	W	W	Check safety water level	(/)	OK	()	ABNORMAL
W	W	W	W	Motor speed 1-2-3	(/)	OK	()	ABNORMAL
W	W	W	W	Check Control panel	(/)	OK	()	ABNORMAL
W	W	W	W	Gate valve	(/)	OK	()	ABNORMAL
W	W	W	W	Check body pump	(/)	OK	()	ABNORMAL
W	W	W	W	Check AMP p1-p2-p3	L1	2.25	L2 2.31	L3 2.28

COMMENT :

DONE BY



HEADDEPARTMENT



SUPERVISOR

ENGINEERING DEPARTMENT

DATE

12/10/22

P.M. FOR : Booster pump

LOCATION Building

A1 (ตึก 1)

				DESCRIPTION	RESULT			
W	W	W	W	Check pipe water leaking	(<input checked="" type="checkbox"/>)	OK	()	ABNORMAL
W	W	W	W	Check Pressour switch	(<input checked="" type="checkbox"/>)	OK	()	ABNORMAL
W	W	W	W	Check buterfly valve	(<input checked="" type="checkbox"/>)	OK	()	ABNORMAL
W	W	W	W	Check safety water level	(<input checked="" type="checkbox"/>)	OK	()	ABNORMAL
W	W	W	W	Motor speed 1-2-3	(<input checked="" type="checkbox"/>)	OK	()	ABNORMAL
W	W	W	W	Check Control panel	(<input checked="" type="checkbox"/>)	OK	(<input checked="" type="checkbox"/>)	ABNORMAL
W	W	W	W	Gate valve	(<input checked="" type="checkbox"/>)	OK	()	ABNORMAL
W	W	W	W	Multiport valve	()	OK	(<input checked="" type="checkbox"/>)	ABNORMAL
W	W	W	W	Check body	(<input checked="" type="checkbox"/>)	OK	()	ABNORMAL
W	W	W	W	Check AMP p1-p2-p3	L1 <u>2.25</u>	L2 <u>2.20</u>	L3 <u>2.25</u>	

COMMENT :

- ภาชนะบรรจุของถังเก็บน้ำ 2 ถังชำรุด (ชำรุดถัง).
 - อุปกรณ์ของเครื่องจักรชำรุด/เสียหาย/ชำรุด

DONE BY



HEADDEPARTMENT

นาย ภาณุกร ภูมิคุ้ม
 SUPERVISOR

ENGINEERING DEPARTMENT

DATE

12/10/22

P.M. FOR : Booster pump

LOCATION Building

B (ตึก 2)

				DESCRIPTION	RESULT		
W	W	W	W	Check pipe water leaking	()	OK	() ABNORMAL
W	W	W	W	Check Pressour switch	()	OK	() ABNORMAL
W	W	W	W	Check buterfly valve	()	OK	() ABNORMAL
W	W	W	W	Check safety water level	()	OK	() ABNORMAL
W	W	W	W	Motor speed 1-2-3	()	OK	() ABNORMAL
W	W	W	W	Check Control panel	()	OK	() ABNORMAL
W	W	W	W	Gate valve	()	OK	() ABNORMAL
W	W	W	W	Multiport valve	()	OK	() ABNORMAL
W	W	W	W	Check body	()	OK	() ABNORMAL
W	W	W	W	Check AMP p1-p2-p3	L1	L2	L3

12/10/22

COMMENT :

- จมูกของเครื่องปั๊มไม่ทำงานปกติ

DONE BY

HEADDEPARTMENT

นาย วิชาญ นพรัตน์

SUPERVISOR

ENGINEERING DEPARTMENT

DATE

12/10/22

P.M. FOR : Booster pump

LOCATION Building

C CMH3)

				DESCRIPTION	RESULT			
W	W	W	W	Check pipe water leaking	(<input checked="" type="checkbox"/>)	OK	()	ABNORMAL
W	W	W	W	Check Pressour switch	(<input checked="" type="checkbox"/>)	OK	()	ABNORMAL
W	W	W	W	Check buterfly valve	(<input checked="" type="checkbox"/>)	OK	()	ABNORMAL
W	W	W	W	Check safety water level	()	OK	()	ABNORMAL
W	W	W	W	Motor speed 1-2-3	(<input checked="" type="checkbox"/>)	OK	()	ABNORMAL
W	W	W	W	Check Control panel	(<input checked="" type="checkbox"/>)	OK	()	ABNORMAL
W	W	W	W	Gate valve	(<input checked="" type="checkbox"/>)	OK	()	ABNORMAL
W	W	W	W	Multiport valve	(<input checked="" type="checkbox"/>)	OK	()	ABNORMAL
W	W	W	W	Check body	(<input checked="" type="checkbox"/>)	OK	()	ABNORMAL
W	W	W	W	Check AMP p1-p2-p3	L1	L2	L3	<u>2.25</u>

COMMENT :

DONE BY



HEADDEPARTMENT



SUPERVISOR

ENGINEERING DEPARTMENT

DATE

12/10/22

P.M. FOR : Booster pump

LOCATION Building

D2 (ตึก 5)

				DESCRIPTION	RESULT			
W	W	W	W	Check pipe water leaking.	(/)	OK	()	ABNORMAL
W	W	W	W	Check Pressour switch	(/)	OK	()	ABNORMAL
W	W	W	W	Check buterfly valve	(/)	OK	()	ABNORMAL
W	W	W	W	Check safety water level	(/)	OK	()	ABNORMAL
W	W	W	W	Motor speed 1-2-3	(/)	OK	()	ABNORMAL
W	W	W	W	Check Control panel	(/)	OK	()	ABNORMAL
W	W	W	W	Gate valve	(/)	OK	()	ABNORMAL
W	W	W	W	Multiport valve	(/)	OK	()	ABNORMAL
W	W	W	W	Check body	(/)	OK	()	ABNORMAL
W	W	W	W	Check AMP p1-p2-p3	L1	L2	1.83	L3

COMMENT :

- สภาวะไฟฟ้าผิดปกติ 1 จุด

DONE BY



HEADDEPARTMENT



SUPERVISOR

ENGINEERING DEPARTMENT

DATE

23/11/22

P.M. FOR : Booster pump

LOCATION Building 1

				DESCRIPTION	RESULT		
W	W	W	W	Check pipe water leaking	(<input checked="" type="checkbox"/>)	OK	() ABNORMAL
W	W	W	W	Check Pressour switch	(<input checked="" type="checkbox"/>)	OK	() ABNORMAL
W	W	W	W	Check buterfly valve	(<input checked="" type="checkbox"/>)	OK	() ABNORMAL
W	W	W	W	Check safety water level	(<input checked="" type="checkbox"/>)	OK	() ABNORMAL
W	W	W	W	Motor speed 1-2-3	(<input checked="" type="checkbox"/>)	OK	() ABNORMAL
W	W	W	W	Check Control panel	()	OK	(<input checked="" type="checkbox"/>) ABNORMAL
W	W	W	W	Gate valve	(<input checked="" type="checkbox"/>)	OK	() ABNORMAL
W	W	W	W	Multiport valve	(<input checked="" type="checkbox"/>)	OK	(<input checked="" type="checkbox"/>) ABNORMAL
W	W	W	W	Check body	(<input checked="" type="checkbox"/>)	OK	() ABNORMAL
W	W	W	W	Check AMP p1-p2-p3	L1	L2	L3

COMMENT :

- งดการซ่อมแซม/เปลี่ยนปั๊มที่ 2 พร้อมปั๊ม (ฉุกเฉิน).
 - หน้าจอแสดงผล/กดปุ่มไม่ติด.

DONE BY



HEADDEPARTMENT



SUPERVISOR

ENGINEERING DEPARTMENT

DATE

23/11/22

P.M. FOR : Booster pump

LOCATION Building

2

				DESCRIPTION	RESULT		
W	W	W	W	Check pipe water leaking	()	OK	() ABNORMAL
W	W	W	W	Check Pressour switch	()	OK	() ABNORMAL
W	W	W	W	Check buterfly valve	()	OK	() ABNORMAL
W	W	W	W	Check safety water level	()	OK	() ABNORMAL
W	W	W	W	Motor speed 1-2-3	()	OK	() ABNORMAL
W	W	W	W	Check Control panel	()	OK	() ABNORMAL
W	W	W	W	Gate valve	()	OK	() ABNORMAL
W	W	W	W	Multiport valve	()	OK	() ABNORMAL
W	W	W	W	Check body	()	OK	() ABNORMAL
W	W	W	W	Check AMP p1-p2-p3	L1	L2	L3

ปิดระบบ

COMMENT :

- ปิดระบบ 1/5 ระบบทั้งหมด

DONE BY



HEADDEPARTMENT



SUPERVISOR

ENGINEERING DEPARTMENT

DATE

23/11/22

P.M. FOR : Booster pump

LOCATION Building 3

				DESCRIPTION	RESULT		
W	W	W	W	Check pipe water leaking	(<input checked="" type="checkbox"/>)	OK	() ABNORMAL
W	W	W	W	Check Pressour switch	(<input checked="" type="checkbox"/>)	OK	() ABNORMAL
W	W	W	W	Check buterfly valve	(<input checked="" type="checkbox"/>)	OK	() ABNORMAL
W	W	W	W	Check safety water level	(<input checked="" type="checkbox"/>)	OK	() ABNORMAL
W	W	W	W	Motor speed 1-2-3	(<input checked="" type="checkbox"/>)	OK	() ABNORMAL
W	W	W	W	Check Control panel	(<input checked="" type="checkbox"/>)	OK	() ABNORMAL
W	W	W	W	Gate valve	(<input checked="" type="checkbox"/>)	OK	() ABNORMAL
W	W	W	W	Multiport valve	(<input checked="" type="checkbox"/>)	OK	() ABNORMAL
W	W	W	W	Check body	(<input checked="" type="checkbox"/>)	OK	() ABNORMAL
W	W	W	W	Check AMP p1-p2-p3	L1	L2	L3

COMMENT :

DONE BY



HEADDEPARTMENT



SUPERVISOR

ENGINEERING DEPARTMENT

DATE

23/11/22

P.M. FOR : Booster pump

LOCATION Building

5

				DESCRIPTION	RESULT			
W	W	W	W	Check pipe water leaking	(<input checked="" type="checkbox"/>)	OK	()	ABNORMAL
W	W	W	W	Check Pressour switch	(<input checked="" type="checkbox"/>)	OK	()	ABNORMAL
W	W	W	W	Check buterfly valve	(<input checked="" type="checkbox"/>)	OK	()	ABNORMAL
W	W	W	W	Check safety water level	(<input checked="" type="checkbox"/>)	OK	()	ABNORMAL
W	W	W	W	Motor speed 1-2-3	(<input checked="" type="checkbox"/>)	OK	()	ABNORMAL
W	W	W	W	Check Control panel	(<input checked="" type="checkbox"/>)	OK	()	ABNORMAL
W	W	W	W	Gate valve	(<input checked="" type="checkbox"/>)	OK	()	ABNORMAL
W	W	W	W	Multiport valve	(<input checked="" type="checkbox"/>)	OK	()	ABNORMAL
W	W	W	W	Check body	(<input checked="" type="checkbox"/>)	OK	()	ABNORMAL
W	W	W	W	Check AMP p1-p2-p3	L1	L2	L3	

COMMENT :

- สกรวน้ำไฟในตัวถังหม้อน้ำ 3 ไม่เกิน 1 ชุด .

DONE BY



HEADDEPARTMENT



SUPERVISOR

ENGINEERING DEPARTMENT

DATE

22/12/22

P.M. FOR : Booster pump

LOCATION Building A1

				DESCRIPTION	RESULT			
W	W	W	W	Check pipe water leaking	(✓)	OK	()	ABNORMAL
W	W	W	W	Check Pressour switch	(✓)	OK	()	ABNORMAL
W	W	W	W	Check buterfly valve	(✓)	OK	()	ABNORMAL
W	W	W	W	Check safety water level	(✓)	OK	()	ABNORMAL
W	W	W	W	Motor speed 1-2-3	(✓)	OK	()	ABNORMAL
W	W	W	W	Check Control panel	(✓)	OK	()	ABNORMAL
W	W	W	W	Gate valve	()	OK	(✓)	ABNORMAL
W	W	W	W	Check body pump	(✓)	OK	()	ABNORMAL
W	W	W	W	Check AMP p1-p2-p3	L1	2.25	L2 2.19	L3 2.21

COMMENT :

- ภาวการณ์ของสายปั๊มน้ำตัวที่ 2 ไม่สามารถทำงานได้

DONE BY



HEADDEPARTMENT



SUPERVISOR

ENGINEERING DEPARTMENT

DATE

22/12/22

P.M. FOR : Booster pump

LOCATION Building B

				DESCRIPTION	RESULT			
W	W	W	W	Check pipe water leaking	()	OK	()	ABNORMAL
W	W	W	W	Check Pressour switch	()	OK	()	ABNORMAL
W	W	W	W	Check buterfly valve	()	OK	()	ABNORMAL
W	W	W	W	Check safety water level	()	OK	()	ABNORMAL
W	W	W	W	Motor speed 1-2-3	()	OK	()	ABNORMAL
W	W	W	W	Check Control panel	()	OK	()	ABNORMAL
W	W	W	W	Gate valve	()	OK	()	ABNORMAL
W	W	W	W	Check body pump	()	OK	()	ABNORMAL
W	W	W	W	Check AMP p1-p2-p3	L1	L2	L3	

9
ผิดปกติ

COMMENT :

- ปิดวาล์ว 15% ของระบบน้ำ

DONE BY



HEADDEPARTMENT



SUPERVISOR

ENGINEERING DEPARTMENT

DATE

02/02/22

P.M. FOR : Booster pump

LOCATION Building C

				DESCRIPTION	RESULT			
W	W	W	W	Check pipe water leaking	(✓)	OK	()	ABNORMAL
W	W	W	W	Check Pressour switch	(✓)	OK	()	ABNORMAL
W	W	W	W	Check buterfly valve	(✓)	OK	()	ABNORMAL
W	W	W	W	Check safety water level	(✓)	OK	()	ABNORMAL
W	W	W	W	Motor speed 1-2-3	(✓)	OK	()	ABNORMAL
W	W	W	W	Check Control panel	(✓)	OK	()	ABNORMAL
W	W	W	W	Gate valve	(✓)	OK	()	ABNORMAL
W	W	W	W	Check body pump	(✓)	OK	()	ABNORMAL
W	W	W	W	Check AMP p1-p2-p3	L1	2.25	L2 2.29	L3 2.27

COMMENT :

DONE BY



HEADDEPARTMENT



SUPERVISOR

ENGINEERING DEPARTMENT

DATE

~~22/12/22~~ 22/12/22

P.M. FOR : Booster pump

LOCATION Building D2

				DESCRIPTION	RESULT			
W	W	W	W	Check pipe water leaking	(/)	OK	()	ABNORMAL
W	W	W	W	Check Pressour switch	(/)	OK	()	ABNORMAL
W	W	W	W	Check buterfly valve	(/)	OK	()	ABNORMAL
W	W	W	W	Check safety water level	(/)	OK	()	ABNORMAL
W	W	W	W	Motor speed 1-2-3	(/)	OK	()	ABNORMAL
W	W	W	W	Check Control panel	(/)	OK	()	ABNORMAL
W	W	W	W	Gate valve	(/)	OK	()	ABNORMAL
W	W	W	W	Check body pump	(/)	OK	()	ABNORMAL
W	W	W	W	Check AMP p1-p2-p3	L1	2.19	L2 2.19	L3 2.22.

COMMENT :

- ไฟควบคุมระบบของมอเตอร์ยังไม่ติด 1 ชุด.

DONE BY



HEADDEPARTMENT

นาย สุรสิทธิ์ นามะ

SUPERVISOR

ENGINEERING DEPARTMENT

DATE

1/6/22

P.M. FOR : WATER FILTER

LOCATION Building D2

				DESCRIPTION	RESULT			
W	W	W	W	Check water leaking	(✓)	OK	()	ABNORMAL
W	W	W	W	Clean carbon	(✓)	CLEAN	()	NO
W	W	W	W	Clean filter	(✓)	CLEAN	()	NO
W	W	W	W	Clean resin with salt	(✓)	CLEAN	()	NO
W	W	W	W	Black wash	(✓)	OK	()	NO
W	W	W	W	Change carbon	()	CHANGE	(✓)	NO
W	W	W	W	Change resin	()	CHANGE	(✓)	NO
W	W	W	W	Motor speed 1-2	(✓)	OK	()	ABNORMAL
W	W	W	W	Check Control panel	(✓)	OK	()	ABNORMAL
W	W	W	W	Gate valve	(✓)	OK	()	CHANGE
W	W	W	W	Multiport valve	(✓)	OK	()	ABNORMAL
W	W	W	W	Filter body	(✓)	OK	()	ABNORMAL
W	W	W	W	Dosing pump CL	(✓)	OK	()	ABNORMAL

COMMENT :

DONE BY



HEADDEPARTMENT



SUPERVISOR

ENGINEERING DEPARTMENT

DATE

2/12/22

P.M. FOR : WATER FILTER

LOCATION Building D2

				DESCRIPTION	RESULT			
W	W	W	W	Check water leaking	(✓)	OK	()	ABNORMAL
W	W	W	W	Clean carbon	(✓)	CLEAN	()	NO
W	W	W	W	Clean filter	(✓)	CLEAN	()	NO
W	W	W	W	Clean resin with salt	(✓)	CLEAN	()	NO
W	W	W	W	Black wash	(✓)	OK	()	NO
W	W	W	W	Change carbon	()	CHANGE	(✓)	NO
W	W	W	W	Change resin	()	CHANGE	(✓)	NO
W	W	W	W	Motor speed 1-2	(✓)	OK	()	ABNORMAL
W	W	W	W	Check Control panel	(✓)	OK	()	ABNORMAL
W	W	W	W	Gate valve	(✓)	OK	()	CHANGE
W	W	W	W	Multiport valve	(✓)	OK	()	ABNORMAL
W	W	W	W	Filter body	(✓)	OK	()	ABNORMAL
W	W	W	W	Dosing pump CL	(✓)	OK	()	ABNORMAL

COMMENT :

DONE BY



HEADDEPARTMENT



SUPERVISOR

ENGINEERING DEPARTMENT

DATE

1/8/20

P.M. FOR : WATER FILTER

LOCATION Building D2

				DESCRIPTION	RESULT			
W	W	W	W	Check water leaking	(✓)	OK	()	ABNORMAL
W	W	W	W	Clean carbon	(✓)	CLEAN	()	NO
W	W	W	W	Clean filter	(✓)	CLEAN	()	NO
W	W	W	W	Clean resin with salt	(✓)	CLEAN	()	NO
W	W	W	W	Black wash	(✓)	OK	()	NO
W	W	W	W	Change carbon	()	CHANGE	(✓)	NO
W	W	W	W	Change resin	()	CHANGE	(✓)	NO
W	W	W	W	Motor speed 1-2	(✓)	OK	()	ABNORMAL
W	W	W	W	Check Control panel	(✓)	OK	()	ABNORMAL
W	W	W	W	Gate valve	(✓)	OK	()	CHANGE
W	W	W	W	Multiport valve	(✓)	OK	()	ABNORMAL
W	W	W	W	Filter body	(✓)	OK	()	ABNORMAL
W	W	W	W	Dosing pump CL	(✓)	OK	()	ABNORMAL

COMMENT :

DONE BY



HEADDEPARTMENT



SUPERVISOR

ENGINEERING DEPARTMENT

DATE

1/9/22

P.M. FOR : WATER FILTER

LOCATION Building D2

				DESCRIPTION	RESULT			
W	W	W	W	Check water leaking	(✓)	OK	()	ABNORMAL
W	W	W	W	Clean carbon	(✓)	CLEAN	()	NO
W	W	W	W	Clean filter	(✓)	CLEAN	()	NO
W	W	W	W	Clean resin with salt	(✓)	CLEAN	()	NO
W	W	W	W	Black wash	(✓)	OK	()	NO
W	W	W	W	Change carbon	()	CHANGE	(✓)	NO
W	W	W	W	Change resin	()	CHANGE	(✓)	NO
W	W	W	W	Motor speed 1-2	(✓)	OK	()	ABNORMAL
W	W	W	W	Check Control panel	(✓)	OK	()	ABNORMAL
W	W	W	W	Gate valve	(✓)	OK	()	CHANGE
W	W	W	W	Multiport valve	(✓)	OK	()	ABNORMAL
W	W	W	W	Filter body	(✓)	OK	()	ABNORMAL
W	W	W	W	Dosing pump CL	(✓)	OK	()	ABNORMAL

COMMENT :

DONE BY



HEADDEPARTMENT



SUPERVISOR

ENGINEERING DEPARTMENT

DATE

1/10/20

P.M. FOR : WATER FILTER

LOCATION Building D2

				DESCRIPTION	RESULT			
W	W	W	W	Check water leaking	(✓)	OK	()	ABNORMAL
W	W	W	W	Clean carbon	(✓)	CLEAN	()	NO
W	W	W	W	Clean filter	(✓)	CLEAN	()	NO
W	W	W	W	Clean resin with salt	(✓)	CLEAN	()	NO
W	W	W	W	Black wash	(✓)	OK	()	NO
W	W	W	W	Change carbon	()	CHANGE	(✓)	NO
W	W	W	W	Change resin	()	CHANGE	(✓)	NO
W	W	W	W	Motor speed 1-2	(✓)	OK	()	ABNORMAL
W	W	W	W	Check Control panel	(✓)	OK	()	ABNORMAL
W	W	W	W	Gate valve	(✓)	OK	()	CHANGE
W	W	W	W	Multiport valve	(✓)	OK	()	ABNORMAL
W	W	W	W	Filter body	(✓)	OK	()	ABNORMAL
W	W	W	W	Dosing pump CL	(✓)	OK	()	ABNORMAL

COMMENT :

DONE BY



HEADDEPARTMENT



SUPERVISOR

ENGINEERING DEPARTMENT

DATE

11/11/20

P.M. FOR : WATER FILTER

LOCATION Building D2

				DESCRIPTION	RESULT			
W	W	W	W	Check water leaking	(✓)	OK	()	ABNORMAL
W	W	W	W	Clean carbon	(✓)	CLEAN	()	NO
W	W	W	W	Clean filter	(✓)	CLEAN	()	NO
W	W	W	W	Clean resin with salt	(✓)	CLEAN	()	NO
W	W	W	W	Black wash	(✓)	OK	()	NO
W	W	W	W	Change carbon	()	CHANGE	(✓)	NO
W	W	W	W	Change resin	()	CHANGE	(✓)	NO
W	W	W	W	Motor speed 1-2	(✓)	OK	()	ABNORMAL
W	W	W	W	Check Control panel	(✓)	OK	()	ABNORMAL
W	W	W	W	Gate valve	(✓)	OK	()	CHANGE
W	W	W	W	Multiport valve	(✓)	OK	()	ABNORMAL
W	W	W	W	Filter body	(✓)	OK	()	ABNORMAL
W	W	W	W	Dosing pump CL	(✓)	OK	()	ABNORMAL

COMMENT :

DONE BY



HEADDEPARTMENT



SUPERVISOR

ENGINEERING DEPARTMENT

DATE

1/12/88

P.M. FOR : WATER FILTER

LOCATION Building D2

				DESCRIPTION	RESULT			
W	W	W	W	Check water leaking	(✓)	OK	()	ABNORMAL
W	W	W	W	Clean carbon	(✓)	CLEAN	()	NO
W	W	W	W	Clean filter	(✓)	CLEAN	()	NO
W	W	W	W	Clean resin with salt	(✓)	CLEAN	()	NO
W	W	W	W	Black wash	(✓)	OK	()	NO
W	W	W	W	Change carbon	()	CHANGE	(✓)	NO
W	W	W	W	Change resin	()	CHANGE	(✓)	NO
W	W	W	W	Motor speed 1-2	(✓)	OK	()	ABNORMAL
W	W	W	W	Check Control panel	(✓)	OK	()	ABNORMAL
W	W	W	W	Gate valve	(✓)	OK	()	CHANGE
W	W	W	W	Multiport valve	(✓)	OK	()	ABNORMAL
W	W	W	W	Filter body	(✓)	OK	()	ABNORMAL
W	W	W	W	Dosing pump CL	(✓)	OK	()	ABNORMAL

COMMENT :

DONE BY



HEADDEPARTMENT



SUPERVISOR

Description รายละเอียด		Clean Up ทำความสะอาด	Battery แบตเตอรี่	Lamp หลอดไฟ	Result ผล	Remark หมายเหตุ
Building 1						
1st Floor						
Exit 1-1-1	ผ้าเพดานตรงประตูทางลงชั้นใต้ดิน	/	/	/	2/ปกติ	
Exit 1-1-2	ผ้าเพดานตรงประตูทางลงชั้นใต้ดิน	/	/	/	2/ปกติ	
Exit 1-1-3	ผ้าเพดานหน้าลิฟต์	/	/	/	2/ปกติ	
Exit 1-1-4	บันไดหนีไฟ	/	/	/	2/ปกติ	
2nd Floor						
Exit 1-2-1	ผ้าเพดานใกล้ประตูหนีไฟ	/	/	/	2/ปกติ	
Exit 1-2-2	ผ้าเพดานใกล้ประตูหนีไฟ	/	/	/	2/ปกติ	
Exit 1-2-3	ผ้าเพดานใกล้ประตูหนีไฟ	/	/	/	2/ปกติ	
3rd Floor						
Exit 1-3-1	ผ้าเพดานใกล้ประตูหนีไฟ	/	/	/	2/ปกติ	
Exit 1-3-2	ผ้าเพดานใกล้ประตูหนีไฟ	/	/	/	2/ปกติ	
Exit 1-3-3	ผ้าเพดานใกล้ประตูหนีไฟ	/	/	/	2/ปกติ	
4th Floor						
Exit 1-4-1	ผ้าเพดานใกล้ประตูหนีไฟ	/	/	/	2/ปกติ	
Exit 1-4-2	ผ้าเพดานใกล้ประตูหนีไฟ	/	/	/	2/ปกติ	
Exit 1-4-3	ผ้าเพดานใกล้ประตูหนีไฟ	/	/	/	2/ปกติ	
5th Floor						
Exit 1-5-1	ผ้าเพดานใกล้ประตูหนีไฟ	/	/	/	2/ปกติ	
Exit 1-5-2	ผ้าเพดานใกล้ประตูหนีไฟ	/	/	/	2/ปกติ	
Exit 1-5-3	ผ้าเพดานใกล้ประตูหนีไฟ	/	/	/	2/ปกติ	
Building 2						
1st Floor						
Exit 2-1-1	ผ้าเพดานใกล้ประตูทางเข้าฝั่งติดสระ	/	/	/	2/ปกติ	
Exit 2-1-2	ผ้าเพดานตรงหน้าห้อง2108	/	/	/	2/ปกติ	
Exit 2-1-3	ผ้าเพดานใกล้ประตูทางเข้าหลัก	/	/	/	2/ปกติ	
Exit 2-1-4	ผ้าเพดานใกล้ประตูทางเข้าหลัก	/	/	/	2/ปกติ	
Exit 2-1-5	ผ้าเพดานใกล้ประตูทางเข้าฝั่งติดถนน	/	/	/	2/ปกติ	
2nd Floor						
Exit 2-2-1	ผ้าเพดานใกล้ประตูหนีไฟ	/	/	/	2/ปกติ	
Exit 2-2-2	ผ้าเพดานใกล้ประตูหนีไฟ	/	/	/	2/ปกติ	
Exit 2-2-3	ผ้าเพดานใกล้ประตูหลัก	/	/	/	2/ปกติ	
Exit 2-2-4	ผ้าเพดานใกล้ประตูหลัก	/	/	/	2/ปกติ	
3rd Floor						

Description รายละเอียด		Clean Up ทำความสะอาด	Battery แบตเตอรี่	Lamp หลอดไฟ	Result ผล	Remark หมายเหตุ
Exit 2-3-1	ผ้าเพดานใกล้ประตูหนีไฟ	/	/	/	2/กค	
Exit 2-3-2	ผ้าเพดานใกล้ประตูหนีไฟ	/	/	/	2/กค	
Exit 2-3-3	ผ้าเพดานใกล้ประตูหลัก	/	/	/	2/กค	
Exit 2-3-4	ผ้าเพดานใกล้ประตูหลัก	/	/	/	2/กค	

Description รายละเอียด		Clean Up ทำความสะอาด	Battery แบตเตอรี่	Lamp หลอดไฟ	Result ผล	Remark หมายเหตุ
4th Floor						
Exit 2-4-1	ผ้าเปดานใกล้ประตูหนีไฟ	/	/	/	2/ปกติ	
Exit 2-4-2	ผ้าเปดานใกล้ประตูหนีไฟ	/	/	/	2/ปกติ	
Exit 2-4-3	ผ้าเปดานใกล้ประตูหลัก	/	/	/	2/ปกติ	
Exit 2-4-4	ผ้าเปดานใกล้ประตูหลัก	/	/	/	2/ปกติ	
5th Floor						
Exit 2-5-1	ผ้าเปดานใกล้ประตูหนีไฟ	/	/	/	2/ปกติ	
Exit 2-5-2	ผ้าเปดานใกล้ประตูหนีไฟ	/	/	/	2/ปกติ	
Exit 2-5-3	ผ้าเปดานใกล้ประตูหลัก	/	/	/	2/ปกติ	
Exit 2-5-4	ผ้าเปดานใกล้ประตูหลัก	/	/	/	2/ปกติ	
6th Floor						
Exit 2-6-1	ผ้าเปดานใกล้ประตูหนีไฟ	/	/	/	2/ปกติ	
Exit 2-6-2	ผ้าเปดานใกล้ประตูหนีไฟ	/	/	/	2/ปกติ	
Exit 2-6-3	ผ้าเปดานใกล้ประตูหลัก	/	/	/	2/ปกติ	
Exit 2-6-4	ผ้าเปดานใกล้ประตูหลัก	/	/	/	2/ปกติ	
7th Floor						
Exit 2-7-1	ผ้าเปดานใกล้ประตูหนีไฟ	/	/	/	2/ปกติ	
Exit 2-7-2	ผ้าเปดานใกล้ประตูหนีไฟ	/	/	/	2/ปกติ	
Exit 2-7-3	ผ้าเปดานใกล้ประตูหลัก	/	/	/	2/ปกติ	
Exit 2-7-4	ผ้าเปดานใกล้ประตูหลัก	/	/	/	2/ปกติ	
Building 3						
1st Floor						
Exit 3-1-1	ผ้าเปดานใกล้ประตูทางเข้าฝั่งติดถนน	/	/	/	2/ปกติ	
Exit 3-1-2	ผ้าเปดานตรงหน้าห้อง3104	/	/	/	2/ปกติ	
Exit 3-1-3	ผ้าเปดานใกล้ประตูทางเข้าหลัก	/	/	/	2/ปกติ	
Exit 3-1-4	ผ้าเปดานใกล้ประตูทางเข้าหลัก	/	/	/	2/ปกติ	
Exit 3-1-5	ผ้าเปดานใกล้ประตูทางเข้าฝั่งติดลิฟต์	/	/	/	2/ปกติ	
2nd Floor						
Exit 3-2-1	ผ้าเปดานใกล้ประตูหลัก	/	/	/	2/ปกติ	
Exit 3-2-2	ผ้าเปดานใกล้ประตูหลัก	/	/	/	2/ปกติ	
Exit 3-2-3	ผ้าเปดานใกล้ประตูหนีไฟ	/	/	/	2/ปกติ	
Exit 3-2-4	ผ้าเปดานใกล้ประตูหนีไฟ	/	/	/	2/ปกติ	
3rd Floor						
Exit 3-3-1	ผ้าเปดานใกล้ประตูหลัก	/	/	/	2/ปกติ	
Exit 3-3-2	ผ้าเปดานใกล้ประตูหลัก	/	/	/	2/ปกติ	
Exit 3-3-3	ผ้าเปดานใกล้ประตูหนีไฟ	/	/	/	2/ปกติ	
Exit 3-3-4	ผ้าเปดานใกล้ประตูหนีไฟ	/	/	/	2/ปกติ	
4th Floor						

Description รายละเอียด		Clean Up ทำความสะอาด	Battery แบตเตอรี่	Lamp หลอดไฟ	Result ผล	Remark หมายเหตุ
Exit 3-4-1	ผ้าเปดานไกล้ประตูหลัก	/	/	/	2/กค	
Exit 3-4-2	ผ้าเปดานไกล้ประตูหลัก	/	/	/	2/กค	
Exit 3-4-3	ผ้าเปดานไกล้ประตูหนีไฟ	/	/	/	2/กค	
Exit 3-4-4	ผ้าเปดานไกล้ประตูหนีไฟ	/	/	/	2/กค	

Description รายละเอียด		Clean Up ทำความสะอาด	Battery แบตเตอรี่	Lamp หลอดไฟ	Result ผล	Remark หมายเหตุ
5th Floor						
Exit 3-5-1	ผ้าเปดานใกล้ประตูหลัก	/	/	/	2/กค	
Exit 3-5-2	ผ้าเปดานใกล้ประตูหลัก	/	/	/	2/กค	
Exit 3-5-3	ผ้าเปดานใกล้ประตูหนีไฟ	/	/	/	2/กค	
Exit 3-5-4	ผ้าเปดานใกล้ประตูหนีไฟ	/	/	/	2/กค	
6th Floor						
Exit 3-6-1	ผ้าเปดานใกล้ประตูหลัก	/	/	/	2/กค	
Exit 3-6-2	ผ้าเปดานใกล้ประตูหลัก	/	/	/	2/กค	
Exit 3-6-3	ผ้าเปดานใกล้ประตูหนีไฟ	/	/	/	2/กค	
Exit 3-6-4	ผ้าเปดานใกล้ประตูหนีไฟ	/	/	/	2/กค	
7th Floor						
Exit 3-7-1	ผ้าเปดานใกล้ประตูหลัก	/	/	/	2/กค	
Exit 3-7-2	ผ้าเปดานใกล้ประตูหลัก	/	/	/	2/กค	
Exit 3-7-3	ผ้าเปดานใกล้ประตูหนีไฟ	/	/	/	2/กค	
Exit 3-7-4	ผ้าเปดานใกล้ประตูหนีไฟ	/	/	/	2/กค	
Building 4						
1st Floor						
Exit 4-1-1	ผ้าเปดานภายในห้องเก็บของติดกับ	/	/	/	2/กค	
Exit 4-1-2	ประตูหนีไฟ	/	/	/	2/กค	
2nd Floor						
Exit 4-2-1	ผ้าเปดานใกล้ประตูหนีไฟ	/	/	/	2/กค	
Exit 4-2-2	ผ้าเปดานใกล้ประตูหนีไฟ	/	/	/	2/กค	
Exit 4-2-3	ผ้าเปดานด้านหน้าลิฟต์	/	/	/	2/กค	
3rd Floor						
Exit 4-3-1	ผ้าเปดานใกล้ประตูหนีไฟ	/	/	/	2/กค	
Exit 4-3-2	ผ้าเปดานใกล้ประตูหนีไฟ	/	/	/	2/กค	
Exit 4-3-3	ผ้าเปดานด้านหน้าลิฟต์	/	/	/	2/กค	
4th Floor						
Exit 4-4-1	ผ้าเปดานใกล้ประตูหนีไฟ	/	/	/	2/กค	
Exit 4-4-2	ผ้าเปดานใกล้ประตูหนีไฟ	/	/	/	2/กค	
Exit 4-4-3	ผ้าเปดานด้านหน้าลิฟต์	/	/	/	2/กค	
5th Floor						
Exit 4-5-1	ผ้าเปดานใกล้ประตูหนีไฟ	/	/	/	2/กค	
Exit 4-5-2	ผ้าเปดานใกล้ประตูหนีไฟ	/	/	/	2/กค	
Exit 4-5-3	ผ้าเปดานด้านหน้าลิฟต์	/	/	/	2/กค	
6th Floor						
Exit 4-6-1	ผ้าเปดานใกล้ประตูหนีไฟ	/	/	/	2/กค	
Exit 4-6-2	ผ้าเปดานใกล้ประตูหนีไฟ	/	/	/	2/กค	